


REMOTE WINDOW OPENERS

Cable in conduit window openers offer a very neat and cost effective method of operating windows in inaccessible locations, if the windows are simply out of reach due of the height, because of worktops or deep reveals. Windows may be operated singly or in multiples. There is a choice of operators and openers to suit top or bottom hung fanlights, horizontally centre pivoted sashes, or side hung casements.



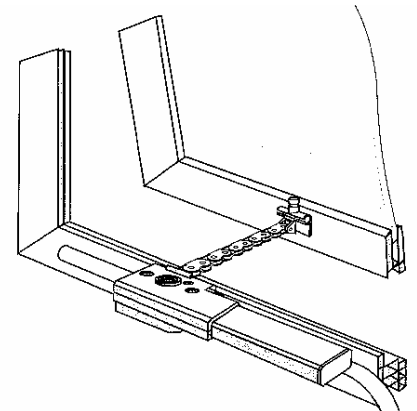
Window operator handle, narrow style with steel Cover to body and "spent travel casing" 385x47mm Polyester colour coated white.

Code: WB4301,WE

Heavy duty window operator handle, for applications of multiple windows, also particularly suitable for use by the handicapped as this operator has a longer turning handle for greater leverage. 153x95mm With this unit the spent travel is accommodated in a length of additional conduit. Polyester colour coated white.

Code: WB4303,WE

Chain drive window openers can be used to operate hinged casements and fanlights, they are available with either 250mm or 380mm



travel.

An additional angle mounting bracket is available for fitting to timber windows. Polyester colour coated white.

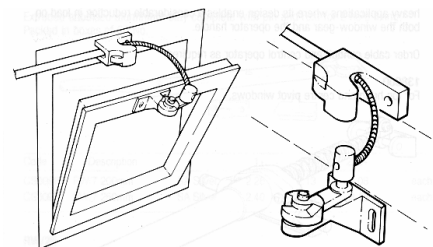
Code: WB4311,WE 250mm travel

Code: WB4313,WE 380mm travel
(use with WB4303,WE Operator handle)

Code: WB4315,WE Mounting bracket for timber windows. (Not illustrated)

Code: WB4316,WE Mounting plate for uPVC windows (Not illustrated)

0Locking fanlight catch/opener, drive cable pushes to open the fanlight, and pulls to close and lock the casement, White polyester colour coated, surface screw fixing.




Code: WB4320,WE

REMOTE WINDOW OPENERS


Conduit for remote window openers, nylon lined aluminium with white vinyl sleeve finish. Can be site bent, using the bending former, to suit the required application.
Supplied in 3000mm lengths

Code: WB4321,WE




Drive cable, tensile steel cable with overwound helical coil. Supplied cut to length.

Code: WB4323,XX




Conduit fixing saddle, with integral wall plug. White nylon, with snap fixing cover clip.

Code: WB4331,WE




Conduit jointing piece, for use where runs in excess of the single 3000mm lengths are required, fitted with locking grub screws to clamp the conduit. White polyester colour coated finish.

Code: WB4333,WE



Conduit junction box, may be used to connect lengths of conduit, to provide branches from a main run, or change direction of travel on a parallel run. Zinc die cast with white nylon cover.

Code: WB4335,WE



Travel stop spring (not illustrated) **WB4341,WE**

Conduit end cap (not illustrated) **WB4343,WE**

Conduit bending former (not illustrated) **WB4345,XX**

Conduit tool (not illustrated) **WB4347,XX**