


RIM ESPAGNOLETTE BOLTS


Polished brass, rim fixed espagnolette bolts, for "French" doors and windows. High quality hot forged brass body sections, with extruded brass 13x6mm vertical rods. Available with either traditional style turn knob or lever operation. The lever handle version is recommended for outward opening application. Turning knob or lever throws or withdraws the top and bottom vertical shoots simultaneously. Supplied with both staples for inward opening doors and angle strike plates for outward opening doors. Standard espagnolettes suit doors up to 2134mm high, larger sizes available to order. (please state size required). Body width 32mm, projection 65mm. Suitable for left or right handed doors. Alternative plated metal finished available to order: Pol. Chrome, satin chrome, nickel, BMA.



Knob operated **WB7010,PB**
Lever operated **WB7020,PB**

Locking saddle for use with above, to give additional security.


Locking saddle **WB7000,PB**
Key for above **WB8109,XX**



Lockable, rim fixed, espagnolette bolts, with the option of a matching external handle, and internal non locking bolt. High quality hot forged brass bodies, extruded brass 15x8mm vertical rods. Five lever locking mechanism (may be supplied in keyed alike groups). Supplied with staples for inward opening doors and angle plates to suit outward opening doors. Body width 44mm, standard height 2134mm. These bolts are handed to suit left or right handed doors. Alternative plated metal finished available to order: Pol. Chrome, satin chrome, nickel, BMA.

Locking espagnolette, L/H **WB7030,PB/L**
Locking espagnolette, R/H **WB7030,PB/R**
External lever handle, L/H **WB7032,PB/L**
External lever handle, R/H **WB7032,PB/R**

Non locking espagnolette, L/H **WB7036, PB/L**
Non locking espagnolette, R/H **WB7036,PB/R**



RIM ESPAGNOLETTE BOLTS

Traditional French rim espagnolette bolt, cast iron body and staples, steel semi-circular section vertical shoots. Supplied with staples to suit inward opening doors. The vertical shoot will suit door height up to 2500mm. Black epoxy coated finish. Body width 38mm, projection 63mm.



Non locking Espagnolette
WB7050,BB


Locking French Rim Espagnolette (Not illustrated). Similar in style to the above, but with the additional feature of cylinder locking.
Body Width 42mm, Projection 67mm.

Locking Espagnolette **WB7052,BB**

Extra Heavy French Rim Espagnolette, (Not illustrated) traditional styling as above, but very heavy duty. Ideal for barn and garage doors. To suit doors up to 3000mm high
Body width 52mm, Projection 117mm.

Heavy French Espagnolette **WB7054,BB**

Malleable iron rim
Espagnolette, plain cast iron
body and rectangular section
steel shoot. Supplied with
staples to suit inward opening
doors or window. Body width
37mm, Projection 75mm.
Vertical shoot to suit 2440mm
high doors. Black epoxy
coated.



Plain espagnolette **WB7060,BB**