



SPILLER ARCHITECTURAL IRONMONGERY

ENTRANCE PULL HANDLES




A34121

Available in
32mm, 38mm
& 50mm dia.




A34031

Available in
25mm, 32mm
& 38mm dia.



A34831

Available in
32mm & 38mm
diameters



A34941

Available in
32mm & 38mm
diameters

All handles are available bolt through fixing, or back to back fixing, and to suit timber, aluminium or glass doors. Finishes available include stainless steel (grade 3:16) satin or mirror polished, aluminium silver or bronze anodised, polished or satin brass polyester colour coated. All four styles can be fabricated at lengths to suit the door size or design requirements.