


SPILLER ARCHITECTURAL IRONMONGERY


BARREL BOLTS

Aluminium barrel bolts, straight shoot. Extruded aluminium body, polished and anodised, steel shoot, bright zinc plated.
 Shoot can be parked in either thrown or withdrawn positions, and is held firmly between, by captive sprung ball bearing within shoot.
 Supplied complete with staple and screws.



<i>Description:</i>	<i>A</i>	<i>B</i>	<i>C</i>	<i>D</i>	<i>Code:</i>
Aluminium straight barrel bolt	50	25	15x8	13	BB1502,PA
Aluminium straight barrel bolt	75	25	15x8	13	BB1503,PA
Aluminium straight barrel bolt	100	25	15x8	13	BB1504,PA
Aluminium straight barrel bolt	150	25	15x8	13	BB1506,PA
Heavy aluminium straight barrel bolt	100	32	25x10	19	BB1604,PA
Heavy aluminium straight barrel bolt	150	32	25x10	19	BB1606,PA
Heavy aluminium straight barrel bolt	200	32	25x10	19	BB1608,PA

Aluminium barrel bolts, cranked shoot. Extruded aluminium body, polished and anodised, steel shoot, bright zinc plated.
 Shoot can be parked withdrawn position, and is held firmly when thrown by captive sprung ball bearing within shoot.
 Supplied complete with flat receiving plate and screws.



<i>Description:</i>	<i>A</i>	<i>B</i>	<i>C</i>	<i>D</i>	<i>Code:</i>
Aluminium cranked barrel bolt	75	25	14x8	17	BB1703,PA
Aluminium cranked barrel bolt	100	25	14x8	17	BB1704,PA
Aluminium cranked barrel bolt	150	25	14x8	17	BB1706,PA
Heavy aluminium cranked barrel bolt	100	32	25x10	25	BB1804,PA
Heavy aluminium cranked barrel bolt	150	32	25x10	25	BB1806,PA
Heavy aluminium cranked barrel bolt	200	32	25x10	25	BB1808,PA

SPILLER ARCHITECTURAL IRONMONGERY

BARREL BOLTS


Brass barrel bolts, straight shoot. Extruded brass body, polished and lacquered, or in plated finishes of satin chrome, polished chrome or BMA. Straight brass shoot, finished to match body.

Shoot can be parked in either thrown or withdrawn positions, and is held firmly between, by captive sprung ball bearing within shoot. Supplied complete with staple and screws.



Description:	A	B	C	D	Code:
Polished brass straight barrel bolt	50	25	15x8	13	BB2102,PB
Polished brass straight barrel bolt	75	25	15x8	13	BB2103,PB
Polished brass straight barrel bolt	100	25	15x8	13	BB2104,PB
Polished brass straight barrel bolt	150	25	15x8	13	BB2106,PB
Polished brass heavy straight barrel bolt	150	32	25x10	19	BB2206,PB
Polished brass heavy straight barrel bolt	200	32	25x10	19	BB2208,PB
Polished brass heavy straight barrel bolt	305	38	32x12	30	BB2312,PB
Polished brass heavy straight barrel bolt	610	38	32x12	30	BB2324,PB
Satin chrome straight barrel bolt	75	25	15x8	13	BB2103,SC
Satin chrome straight barrel bolt	100	25	15x8	13	BB2104,SC
Satin chrome straight barrel bolt	150	25	15x8	13	BB2106,SC
Satin chrome heavy straight barrel bolt	150	32	25x10	19	BB2206,SC
Polished chrome straight barrel bolt	75	25	15x8	13	BB2103,CP
Polished chrome straight barrel bolt	100	25	15x8	13	BB2104,CP
Polished chrome straight barrel bolt	150	25	15x8	13	BB2106,CP
Polished chrome H/D straight barrel bolt	150	32	25x10	19	BB2206,CP
BMA straight barrel bolt	75	25	15x8	13	BB2103,IB
BMA straight barrel bolt	100	25	15x8	13	BB2104,IB
BMA straight barrel bolt	150	25	15x8	13	BB2106,IB
BMA heavy straight barrel bolt	150	32	25x10	19	BB2206,IB

Polished brass open surface bolt, strong extruded brass body with flat brass shoot. Shoot held in position by steel leaf spring in body. Supplied complete with staple, flat and angle plates. Finished in polished and lacquered brass.




Description:	A	B	C	D	Code:
Polished brass surface bolt	152	36	24x15x6	26	BB2406,PB

SPILLER ARCHITECTURAL IRONMONGERY

BARREL BOLTS

Brass barrel bolts, cranked shoot. Extruded brass body, polished and lacquered, or in plated finishes of satin chrome, polished chrome or BMA. Straight brass shoot, finished to match body.

Shoot can be parked in either thrown or withdrawn positions, and is held firmly between by captive sprung ball bearing within shoot. Supplied complete with staple and screws.



<i>Description:</i>	<i>A</i>	<i>B</i>	<i>C</i>	<i>D</i>	<i>Code:</i>
Polished brass cranked barrel bolt	75	25	15x8	13	BB2503,PB
Polished brass cranked barrel bolt	100	25	15x8	13	BB2504,PB
Polished brass cranked barrel bolt	150	25	15x8	13	BB2506,PB
Polished brass heavy cranked barrel bolt	150	32	25x10	19	BB2606,PB
Satin chrome cranked barrel bolt	75	25	15x8	13	BB2503,SC
Satin chrome cranked barrel bolt	100	25	15x8	13	BB2504,SC
Satin chrome cranked barrel bolt	150	25	15x8	13	BB2506,SC
Satin chrome heavy cranked barrel bolt	150	32	25x10	19	BB2606,SC
Polished chrome cranked barrel bolt	75	25	15x8	13	BB2503,CP
Polished chrome cranked barrel bolt	100	25	15x8	13	BB2504,CP
Polished chrome cranked barrel bolt	150	25	15x8	13	BB2506,CP
Polished chrome H/D cranked barrel bolt	150	32	25x10	19	BB2606,CP
BMA cranked barrel bolt	75	25	15x8	13	BB2503,IB
BMA cranked barrel bolt	100	25	15x8	13	BB2504,IB
BMA cranked barrel bolt	150	25	15x8	13	BB2506,IB
BMA heavy cranked barrel bolt	150	32	25x10	19	BB2606,IB

Flat polished brass dovetail cabinet bolt. Extruded brass shoot and body dovetailed into one another. Shoot held in position by steel leaf spring in body.

Fixing screws concealed when bolt withdrawn. Supplied complete with both, staple and flat receiving plate.

Finished in polished and lacquered brass.



<i>Description:</i>	<i>A</i>	<i>B</i>	<i>C</i>	<i>Code:</i>
Polished brass flat cabinet bolt	76	17	14x2.5	BB2803,PB

SPILLER ARCHITECTURAL IRONMONGERY


BARREL BOLTS

Heavy duty security surface door bolt. Fabricated steel body, with heavy 17x9mm section straight shoot. Shoot held in position by captive ball bearing within shoot. Fixings through body of the bolt are concealed when the shoot is installed, the shoot is retained within the body by a sprung plunger which once fitted can only be removed using a special tool. Receiving plates to suit either inward or outward opening application available, (ordered separately). Finished in satin nickel plate or polyester colour coated to match Hewi door furniture.



<i>Description:</i>	<i>Finish</i>	<i>A</i>	<i>B</i>	<i>C</i>	<i>Code:</i>
Heavy duty surface security door bolt	SNP	221	20	20	BB3008,SN
Heavy duty surface security door bolt	Colour	221	20	20	BB3008,EC/
Inward opening receiver (illustrated SNP)	SNP				BB3100,SN
Inward opening receiver (illustrated SNP)	Colour				BB3100,EC/
Outward opening receiver (illustrated Blue)	SNP				BB3200,SN
Outward opening receiver (illustrated Blue)	Colour				BB3200,EC/
Special removal tool for use with above					BB3000,XX

Heavy brass surface door bolt, hot forged brass body and staple, extruded brass shoot. Shoot held in position by captive sprung ball bearing within shoot. Finished in polished and lacquered brass.



<i>Description:</i>	<i>A</i>	<i>B</i>	<i>C</i>	<i>D</i>	<i>Code:</i>
Heavy brass surface door bolt	73	40	14x7	17	BB3503,PB

Heavy brass surface door bolt, hot forged brass body and staple, extruded brass shoot. Shoot held in position by captive sprung ball bearing within shoot. Finished in polished and lacquered brass. Supplied with both staple and flat receiving plate.



<i>Description:</i>	<i>A</i>	<i>B</i>	<i>C</i>	<i>D</i>	<i>Code:</i>
Heavy brass surface door bolt	150	43	25x8	25	BB3506,PB
Heavy brass surface door bolt	200	43	25x8	25	BB3508,PB

SPILLER ARCHITECTURAL IRONMONGERY


ANTIQUE IRON BOLTS

Antique iron surface door bolts. Malleable iron. Available with either straight or cranked shoots. Shoot held in position by steel leaf spring. Chemically rust proofed and polyester powder coated matt black.



<i>Description:</i>	<i>A</i>	<i>B</i>	<i>C</i>	<i>D</i>	<i>Code:</i>
Antique iron bolt, straight shoot	85	26	10x 7	11	BB4004,DB
Antique iron bolt, cranked shoot	85	26	10x 7	13	BB4104,DB

Antique iron surface door bolts. Malleable iron. Available with either straight or cranked shoots. Shoot held in position by steel leaf spring. Chemically rust proofed and polyester powder coated matt black.



<i>Description:</i>	<i>A</i>	<i>B</i>	<i>C</i>	<i>D</i>	<i>Code:</i>
Antique iron bolt, straight shoot	85	26	10x 7	11	BB4204,DB
Antique iron bolt, cranked shoot	85	26	10x 7	13	BB4304,DB

Antique iron surface door bolts. Malleable iron. Available with either straight or cranked shoots. Shoot held in position by steel leaf spring. Chemically rust proofed and polyester colour coated matt black.



<i>Description:</i>	<i>A</i>	<i>B</i>	<i>C</i>	<i>D</i>	<i>Code:</i>
Antique iron bolt, straight shoot	157	45	26x8	27	BB4406,DB
Antique iron bolt, cranked shoot	157	45	26x8	25	BB4506,DB

SPILLER ARCHITECTURAL IRONMONGERY


ANTIQUE IRON BOLTS

Antique iron surface door bolts. Malleable iron. Available with either straight or cranked shoots. Chemically rust proofed and polyester colour coated matt black.



<i>Description:</i>	<i>A</i>	<i>B</i>	<i>C</i>	<i>D</i>	<i>Code:</i>
Antique iron bolt, straight shoot	152	42	20x8	17	BB4806,DB
Antique iron bolt, straight shoot	205	53	22x8	18	BB4808,DB
Antique iron bolt, cranked shoot	152	42	18x8	27	BB4906,DB
Antique iron bolt, cranked shoot	205	53	26x8	27	BB4908,DB

Cottage range black iron bolts, similar to above, but with a plain (Not antique textured) finish. Malleable iron. Available with either straight or cranked shoots. Chemically rust proofed and polyester colour coated matt black.



<i>Description:</i>	<i>A</i>	<i>B</i>	<i>C</i>	<i>D</i>	<i>Code:</i>
Antique iron bolt, straight shoot	152	42	20x8	17	BB3806,DB
Antique iron bolt, cranked shoot	152	42	18x8	27	BB3906,DB

Antique iron surface door bolts. Malleable iron. With straight shoots. Chemically rust proofed and polyester colour coated matt black.




<i>Description:</i>	<i>A</i>	<i>B</i>	<i>C</i>	<i>D</i>	<i>Code:</i>
Antique iron bolt, straight shoot	240	60	26x10	30	BB5210,DB
Antique iron bolt, straight shoot	227	57	46x10	60	BB5410,DB
Antique iron bolt, straight shoot	282	57	46x12	60	BB5412,DB

SPILLER ARCHITECTURAL IRONMONGERY


ANTIQUÉ IRON BOLTS

Antique iron bow handle bolt. Malleable iron. With straight shoots. Chemically rust proofed and polyester colour coated matt black.



<i>Description:</i>	<i>A</i>	<i>B</i>	<i>C</i>	<i>D</i>	<i>E</i>	<i>Code:</i>
Antique iron bow handle bolt, straight	310	53	28x12	20	235	BB5624,DB

Hand forged steel door bolts. Traditionally hand made bolts, shoots formed of double folded steel leaf spring. Available with either straight or cranked shoots, supplied with staples or flat plates. Finished in rustic steel with wax oil coating. In the hand made nature of these products the sizes and finish can vary slightly from one item to the next.




<i>Description:</i>	<i>A</i>	<i>B</i>	<i>C</i>	<i>D</i>	<i>Code:</i>
Hand forged steel bolt, straight shoot	86	30	17x7	15	BB5804,MS
Hand forged steel bolt, straight shoot	145	50	40x8	15	BB5807,MS
Hand forged steel bolt, cranked shoot	86	30	17x7	22	BB5904,MS
Hand forged steel bolt, cranked shoot	145	50	32x8	25	BB5907,MS

SPILLER ARCHITECTURAL IRONMONGERY

FLUSH BOLTS

Brass slide action cabinet flush bolt, hot forged body and shoot. Shoot held in position by leaf spring. Finished in polished and lacquered brass or satin chrome plate. Supplied with matching flat receiving plate.



<i>Description:</i>	<i>A</i>	<i>B</i>	<i>C</i>	<i>D</i>	<i>Code:</i>
Polished brass slide action flush bolt	77	13	9x7	20	BB6003,PB
Satin chrome slide action flush bolt	77	13	9x7	20	BB6003,SC

Brass slide action cabinet flush bolt, pressed brass body and extruded shoot. Shoot held in position by captive sprung plunger in shoot. Finished in polished and lacquered brass. Supplied with matching flat receiving plate.




<i>Description:</i>	<i>A</i>	<i>B</i>	<i>C</i>	<i>D</i>	<i>Code:</i>
Brass slide action flush bolt, polished brass	103	17	12x8	27	BB6004,PB
Brass slide action flush bolt, Satin nickel	103	17	12x8	27	Bb6004,SN

Eurogroove flush bolt, mazak alloy cast body, with flat steel shoot. Designed to fit within a 16mm Eurogroove preparation and compatible with matching mortice espagnolettes (See WB7203,bz etc)

Supplied with brown plastic insert socket.

Yellow passivated zinc finish.




<i>Description:</i>	<i>A</i>	<i>B</i>	<i>C</i>	<i>D</i>	<i>Code:</i>
Eurogroove flush bolt, yellow passivated	250	16x16	17x8		BB6110,BZ

SPILLER ARCHITECTURAL IRONMONGERY

FLUSH BOLTS


Aluminium, lever action, flush bolts. Hot forged body, compression sprung lever mechanism. Shoot engaged in either withdrawn and thrown positions by lever operation. Available in either, polished or satin anodised finish, may also be powder coated to match Hewi nylon door furniture. Bolts supplied complete with flat receiving plate.

To specify colour required to match Hewi furniture add the Hewi colour reference at the end of the colour coated part No, eg: BB6208,EC/99 will be finished in white/99



<i>Description:</i>	<i>Finish</i>	<i>A</i>	<i>B</i>	<i>C</i>	<i>D</i>	<i>Code:</i>
Aluminium lever action flush bolt,	PAA	152	20	14x11	38	BB6206,PA
Aluminium lever action flush bolt,	PAA	204	20	14x11	38	BB6208,PA
Aluminium lever action flush bolt,	PAA	204	25	14x11	38	BB6308,PA
Aluminium lever action flush bolt,	SAA	153	20	14x11	34	BB6206,SA
Aluminium lever action flush bolt,	SAA	200	20	14x11	34	BB6206,SA
Aluminium lever action flush bolt,	Col	200	20	14x11	34	BB6208,EC/??

Brass, lever action, flush bolts. Hot forged brass body, compression sprung lever mechanism. Shoot engaged in either withdrawn and thrown positions by lever operation. Available in either, polished brass, satin and polished chrome, satin nickel and BMA finishes. Bolts supplied complete with flat receiving plate.




<i>Description:</i>	<i>Finish</i>	<i>A</i>	<i>B</i>	<i>C</i>	<i>D</i>	<i>Code:</i>
Brass lever action flush bolt	PB	154	20	14x11	34	BB6406,PB
Brass lever action flush bolt	PB	200	20	14x11	34	BB6408,PB
Brass lever action flush bolt	PB	204	25	14x11	38	BB6508,PB
Brass lever action flush bolt	PB	304	25	14x11	38	BB6512,PB
Brass lever action flush bolt	PB	457	25	14x11	38	BB6518,PB
Brass lever action flush bolt	PB	610	25	14x11	38	BB6524,PB
Brass lever action flush bolt	SNP	154	20	14x11	34	BB6406,SN
Brass lever action flush bolt	SNP	200	20	14x11	34	BB6408,SN
Brass lever action flush bolt	SCP	204	25	14x11	38	BB6508,SC
Brass lever action flush bolt	PCP	200	20	14x11	34	BB6408,CP
Brass lever action flush bolt	BMA	154	20	14x11	38	BB6406,IB
Brass lever action flush bolt	BMA	200	20	14x11	38	BB6408,IB
Brass lever action flush bolt	BMA	204	25	14x11	38	BB6508,IB

SPILLER ARCHITECTURAL IRONMONGERY

FLUSH BOLTS

Extended shoot, lever action flush bolt. For situations where a longer shoot is required clear threshold seals of thick floor coverings. The shoot is made up of sections which allow a variety of shoot lengths to be achieved: 21mm,28mm,32mm,37mm and 41mm. Hot forged brass body, compression sprung lever mechanism. Shoot engaged in either withdrawn and thrown positions by lever operation. Available in either, polished brass or satin chrome. Bolts supplied complete with flat receiving plate.



<i>Description:</i>	<i>Finish</i>	<i>A</i>	<i>B</i>	<i>C</i>	<i>D</i>	<i>Code:</i>
Extended shoot flush bolt	PB	204	25	41x11	38	BB6608,PB
Extended shoot flush bolt	SCP	204	25	41x11	38	BB6608,SC

Knob slide flush bolt. Hot forged aluminium or brass with steel slide arm and brass shoot. Requires a shallower mortice than the lever action style flush bolt, however slide knob remains projected at all times. Available in either, polished anodised aluminium or polished brass finishes. Bolts supplied complete with flat receiving plate.



<i>Description:</i>	<i>Finish</i>	<i>A</i>	<i>B</i>	<i>C</i>	<i>D</i>	<i>Code:</i>
Aluminium knob slide flush bolt	PAA	229	25	16x11	38	BB6709,PA
Brass knob slide flush bolt	PB	229	25	16x11	38	BB6809,PB
Brass knob slide flush bolt	PB	305	25	16x11	38	BB6812,PB

Semi flush knob slide bolt, extruded aluminium body and shoot. Shallow depth makes this ideal for use on sliding folding door sets, where shoot needs to drop beside bottom guide channel. Bolt depth only 8mm.



<i>Description:</i>	<i>Finish</i>	<i>A</i>	<i>B</i>	<i>C</i>	<i>D</i>	<i>Code:</i>
Semi flush knob slide bolt	SAA	190	35	20x12x4	17	SB95677

SPILLER ARCHITECTURAL IRONMONGERY


FLUSH BOLTS

Antique Iron flush Bolt. Cast Malleable iron, shoot engaged in thrown and withdrawn positions. Chemically rust proofed and back powder coated. Bolt supplied complete with flat receiving plate.



<i>Description:</i>	<i>Finish</i>	<i>A</i>	<i>B</i>	<i>C</i>	<i>D</i>	<i>Code:</i>
Antique iron flush bolt	DB	203	25	21x10	37	BB6908,DB

Stainless steel flush bolts, investment cast stainless steel body and stainless steel tipped shoot. Compression sprung lever mechanism, shoot engaged in either withdrawn and thrown positions by lever operation. Supplied with stainless steel flat receiving plate.




<i>Description:</i>	<i>Finish</i>	<i>A</i>	<i>B</i>	<i>C</i>	<i>D</i>	<i>Code:</i>
Stainless steel flush bolt	SSS	200	20	16x11	34	BB7008,SS

SPILLER ARCHITECTURAL IRONMONGERY

AGRICULTURAL AND GATE BOLTS

Tower bolts, pressed steel body and straight shoot, available either black powder coated or bright zinc plated. Supplied complete with staple. Bolt can be parked in either thrown or withdrawn positions.




<i>Description:</i>	<i>Finish</i>	<i>A</i>	<i>B</i>	<i>C</i>	<i>D</i>	<i>Code:</i>
Tower bolt, straight shoot	Black	110	38	25x11	21	BB7204,BJ
Tower bolt, straight shoot	BZP	110	38	25x11	21	BB7204,BZ
Tower bolt, straight shoot	Black	160	38	25x11	25	BB7206,BJ
Tower bolt, straight shoot	BZP	160	38	25x11	25	BB7206,BZ
Tower bolt, straight shoot	Black	210	45	40x13	33	BB7208,BJ
Tower bolt, straight shoot	BZP	210	45	40x13	33	BB7208,BZ

Tower bolts, pressed steel body and cranked shoot. Supplied with flat receiving plate. Available black powder coated, zinc plated shoot. Shoot can only be parked in withdrawn position, therefore only suitable for fitting horizontally, or vertically at the base of door.



<i>Description:</i>	<i>Finish</i>	<i>A</i>	<i>B</i>	<i>C</i>	<i>D</i>	<i>Code:</i>
Tower bolt, cranked shoot	Black	160	38	30x10	25	BB7306,BJ

Live stock bolt, designed to require two handed operation to prevent operation by livestock. To open bolt the gravity drop stop has to be lifted, then the shoot withdrawn. Drop stop automatically engages when bolt thrown. Shoot knob of stunted size to prevent injury to animals. Supplied complete with staple. Pressed steel construction, in hot dip galvanised finish.




<i>Description:</i>	<i>Finish</i>	<i>A</i>	<i>B</i>	<i>C</i>	<i>D</i>	<i>Code:</i>
Livestock bolt	Galv	205	50	45x14	32	BB7406,HG

SPILLER ARCHITECTURAL IRONMONGERY

AGRICULTURAL AND GATE BOLTS

Oval padbolt, pressed steel, bright zinc plated finish. Pierced with square holes for coach bolt fixing (Coach bolts not included). Designed to accept padlock to lock bolt in either locked or withdrawn position (padlock not included) Supplied complete with staple.




<i>Description:</i>	<i>Finish</i>	<i>A</i>	<i>B</i>	<i>C</i>	<i>D</i>	<i>Code:</i>
Oval Padbolt,	BZP	100	53	30x12	26	BB7504,HG

Brenton or padbolt, pressed steel body, straight steel shoot. Designed to accept padlock to lock bolt in locked position (padlock not included) Supplied complete with staple. Pierced with square holes for coach bolt fixing (Coach bolts not included)



<i>Description:</i>	<i>Finish</i>	<i>A</i>	<i>B</i>	<i>C</i>	<i>D</i>	<i>Code:</i>
Brenton or Padbolt,	BZP	185	60	50x16	40	BB7806,HG
Brenton or Padbolt,	BZP	230	60	50x16	40	BB7808,HG
Brenton or Padbolt,	BZP	285	60	50x16	40	BB7810,HG
Brenton or Padbolt,	BZP	330	60	50x16	40	BB7812,HG

Heavy duty cross bolt, designed for fitting across the meetings styles of pairs of doors or gates. Heavy pressed steel body and straight steel shoot, hot dip galvanised. Designed to accept padlock to lock bolt in locked position (padlock not included) Supplied complete with staple.




<i>Description:</i>	<i>Finish</i>	<i>A</i>	<i>B</i>	<i>C</i>	<i>D</i>	<i>Code:</i>
Heavy duty cross bolt	Galv	460	63	135x16	145	BB7918,HG

SPILLER ARCHITECTURAL IRONMONGERY


AGRICULTURAL AND GATE BOLTS

Garage or Drop bolt, pressed steel saddles, steel shoot. Designed for use where the bolt needs to span a significant gap between underside of door or gate and the ground level. The saddles can be positioned to allow the required drop on the shoot. Supplied with both flat receiver plate and tubular ground socket. Available in either black or galvanised.



<i>Description:</i>	<i>Finish</i>	<i>A</i>	<i>B</i>	<i>C</i>	<i>X</i>	<i>Code:</i>
Garage or Drop bolt	Black	300	45	Adjustable	64	BB8012,BJ
Garage or Drop bolt	Galv	300	45	Adjustable	64	BB8012,HG
Garage or Drop bolt	Black	450	45	Adjustable	64	BB8018,BJ
Garage or Drop bolt	Galv	450	45	Adjustable	64	BB8018,HG

Sliding door drop roller bolt, for use on a swing leaf of a sliding folding door set. Bolt shoot tipped with brass roller to suit SB441?? Steel bottom track. Bright zinc plated steel, with pivoted locking hasp at head to allow the use of a padlock (padlock not included)



<i>Description:</i>	<i>Finish</i>	<i>A</i>	<i>B</i>	<i>C</i>	<i>X</i>	<i>Code:</i>
Sliding door drop roller bolt	BZP	380	45	Adjustable	52	SB95570

Sliding door drop bolt, for use on sliding folding door sets. Bright zinc plated steel shoot and saddles with pivoted locking hasp at head to allow the use of a padlock (padlock not included). Supplied with cast iron floor socket



<i>Description:</i>	<i>Finish</i>	<i>A</i>	<i>B</i>	<i>C</i>	<i>X</i>	<i>Code:</i>
Sliding door drop bolt & socket	BZP	530	45	Adjustable	52	SB95961

SPILLER ARCHITECTURAL IRONMONGERY

AGRICULTURAL AND GATE BOLTS

Heavy square section bolt, steel body and substantial square steel shoot. Shoot held firmly by concealed leaf spring. Black powder coated body, bright zinc plated shoot.


Supplied WITHOUT staple or receiving plates which may be purchased separately.



<i>Description:</i>	<i>Finish</i>	<i>A</i>	<i>B</i>	<i>C</i>		<i>Code:</i>
Heavy square section bolt	Black	275	58	45x16x16		BB8210,BJ


Monkey tail bolts, pressed steel body and steel square section shoot. Shoot held firm by concealed leaf spring. Supplied either black or hot dipped galvanised.

Supplied WITHOUT staple or receiving plates which may be purchased separately.



<i>Description:</i>	<i>Finish</i>	<i>A</i>	<i>B</i>	<i>C</i>		<i>Code:</i>
Monkey tail bolt	Black	305	52	45x16x16		BB8412,BJ
Monkey tail bolt	Galv	305	52	45x16x16		BB8412,HG
Monkey tail bolt	Black	455	52	45x16x16		BB8418,BJ
Monkey tail bolt	Galv	455	52	45x16x16		BB8418,HG
Monkey tail bolt	Black	600	52	45x16x16		BB8424,BJ
Monkey tail bolt	Galv	600	52	45x16x16		BB8424,HG
Monkey tail bolt	Black	900	52	45x16x16		BB8436,BJ
Monkey tail bolt	Galv	900	52	45x16x16		BB8436,HG

Chain operated door bolt, for use at the head of tall OUTWARD OPENING doors, shoot is spring loaded and engages into bevelled strike plate. Pressed steel body, steel shoot, all bright zinc plated. Supplied with galvanised 450mm long steel chain, with pull ring, and saddle.



<i>Description:</i>	<i>Finish</i>	<i>A</i>	<i>B</i>	<i>C</i>		<i>Code:</i>
Chain bolt, spring loaded	BZP	190	52	27x16x16		BB8608,BZ

SPILLER ARCHITECTURAL IRONMONGERY

AGRICULTURAL AND GATE BOLTS

Foot operated door bolt, Heavy pressed steel body, forged shoot and release tread.

Bolt operated by pushing down on top tread, and released by foot pressure on face tread.

Supplied complete with flat receiving plate.



<i>Description:</i>	<i>Finish</i>	<i>A</i>	<i>B</i>	<i>C</i>	<i>Code:</i>
Foot operated door bolt	BZP	190	52	24x16x16	BB8708,BZ

SPILLER ARCHITECTURAL IRONMONGERY

SOCKETS AND STAPLES FOR BOLTS

Spare flat receiving plates and staples to suit barrel bolts.

Description:	Finish	Hole dia	Code:
Flat plate, aluminium	SAA	8.5mm	BB9010,SA
Flat plate, aluminium	SAA	12mm	BB9015,SA
Flat plate, brass	PB	8.5mm	BB9020,PB
Flat plate, brass	PB	12mm	BB9025,PB
Flat plate, steel, round	BZP	17mm	BB9110,BZ



Plates and staples for square shoot monkey tail bolts,

Description:	Finish	Hole size	Code:
Flat plate, square	BZP	19x19	BB9120,BZ
Angle plate, square	BZP	19x19	BB9130,BZ
Staple	Black		BB9716,BJ
Staple	Galv		BB9716,BZ



Easy clean floor sockets

Description:	Finish	Shoot size	Code:
Easy clean socket	BMA	13	BB9313,IB
Easy clean socket	Brass	13	BB9313,PB
Easy clean socket	Sat Nickel	13	BB9313,IB
Easy clean socket	Galvanised	16	BB9416,HG



Dust Excluding floor sockets, brass body, with sprung loaded plunger, Polished brass and satin chrome finish.


Description:	Finish	hole dia	Code:
Dust excluding socket	Pol brass	12.5	BB9513,PB
Dust excluding socket	Satin chrome	12.5	BB9513,SC



SPILLER ARCHITECTURAL IRONMONGERY

INDICATOR BOLTS

Brass indicator bolt, internal slide bolt, with external rotary vacant/engaged indicator, with large coin release slot.
Hot forged brass, with pressed strike plate. Will suit inward or outward opening doors, 25-54mm thickness.
Available polished and lacquered brass, and bronze plated finishes.




Description:	Finish	A	B	C	D	Code:
Brass indicator bolt,	BMA	61	40	50	50	BC1020,IB
Brass indicator bolt,	PB	61	40	50	50	BC1020,PB

Indicator bolt with rotary turn action, aluminium alloy casting, with plated metal finishes.
Vacant/engaged text indicator, with coin release facility.
Suitable for inward opening doors only, 15-50mm thickness.
Available in polished chrome, satin chrome or brass plated finishes.



Description:	Finish	A	B	C	D	Code:
Polished chrome indicator bolt	PCP	67	41	42	61	BC1025CP
Polished brass pltd. indicator bolt	EB	67	41	42	61	BC1025EB
Satin chrome indicator bolt	SCP	67	41	42	61	BC1025SC


Aluminium indicator bolt, large loop slide grip to inner side, Red/white indicator with coin release.
Suitable for inward opening doors only, 25-44mm thickness.
Available satin silver anodised finish.



Description:	Finish	A	B	C	D	Code:
Aluminium indicator bolt	SAA	70	36	55	40	BC1030,SA

INDICATOR BOLTS

Extruded aluminium sliding indicator bolt,
Red/Green indicator, with emergency release
by inserting pointed item (ball point pen etc.) in
hole in under side of external body.
Suitable for inward or outward opening doors,
15-45mm thickness.
Polished silver anodised aluminium finish.



<i>Description:</i>	<i>Finish</i>	<i>A</i>	<i>B</i>	<i>C</i>	<i>D</i>	<i>Code:</i>
Aluminium indicator bolt	PAA	55	32	67	32	BC1050,SA