


CYLINDER MORTICE ESCAPE LOCKS

Upright cylinder mortice escape sashlock, UK style lock case, pierced to accept both Euro and UK oval cylinders, and horizontal or Scandinavian diagonal bolt through furniture.

The lock case is heavy galvanised steel, with stainless steel or polished brass forend and boxed strike plate. Both reversible latch and 16mm throw deadbolt are steel.

For use with sprung lever furniture having a "Split" 8mm spindle.

May be used with double cylinder or single cylinder and furniture with an internal lifting lever.



FUNCTION:

Latchbolt operated by lever furniture from both sides at all times.

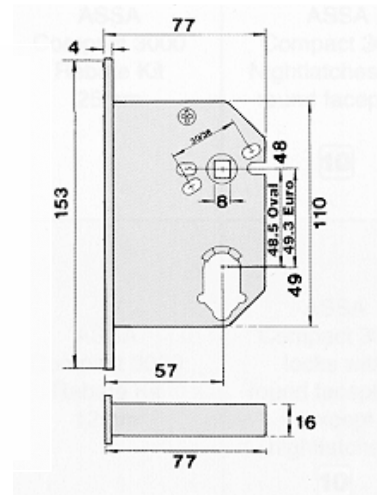
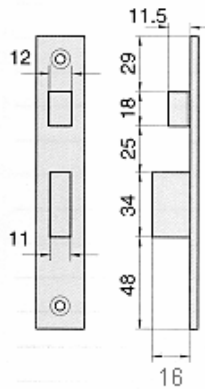
Deadbolt thrown and withdrawn by cylinder from either side at all times, or by lifting the internal lever handle (on suitable furniture only).

When the deadbolt is thrown operation of the internal lever handle will withdraw both latch and deadbolt simultaneously.

Deadbolt may be re-locked with the cylinder.

A supplementary 5mm follower, positioned between the lever follower and cylinder, rotates to activate a red/white

flag on special dedicated lever furniture to indicate if the deadbolt is thrown or withdrawn.



	Open out	Open out	Open in	Open in
Stainless steel forend & strike	XB6411,SS	XB6412,SS	XB6412,SS	XB6411,SS
Polished brass forend & strike	XB6411,PB	XB6412,PB	XB6412,PB	XB6411,PB